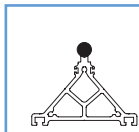


ILF 3

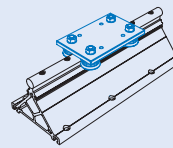
Linear Guide Rail

Features

- W 118 x H 93.7 mm
- Precision steel shaft Ø 16
- Aluminum shaft seat profile, nature anodized
- Milled shaft seat contour
- Attachment from below by thread rails in the T-groove extrusion or from above with hole raster bar and screws M6
- Conditionally cantilevered
- Arbitrary Guide Rail length
- Weight: 6.5 kg/m

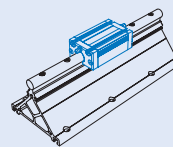


with Roller Carriage ILW 1



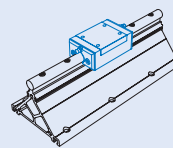
- L 125 x W 80 x H 7.7 mm
- Polished steel plate
- Weight: 0.87 kg

with Aluminum Bearing Carriage IWS 1



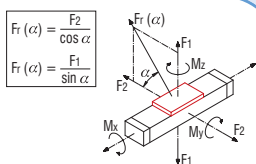
- L 94 x W 55 x H 33.5 mm
- Milled clamping surface
- Weight: 0.32 kg
- **Option:** Stainless version

with Steel Bearing Carriage ILS 1



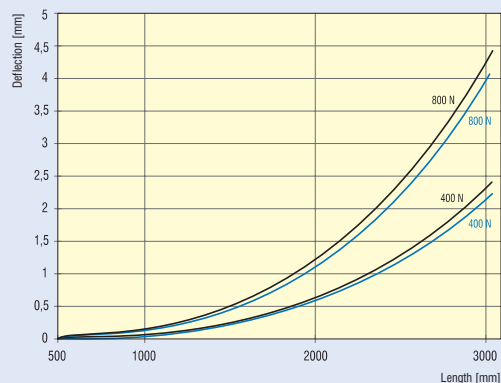
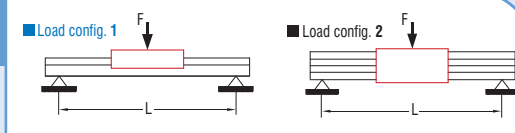
- L 94 x W 58 x H 33.7 mm
- Polished clamping surface
- Weight: 0.72 kg

Load Data



Roller Carriage ILW 1		Bearing Carriage IWS 1		Bearing Carriage ILS 1	
C ₀	2160 N	C ₀	3286 N	C ₀	5065 N
C	4000 N	C	1773 N	C	3238 N
F _{1 stat.}	4320 N	F _{1 stat.}	2806 N	F _{1 stat.}	4325 N
F _{1 dyn.}	3897 N	F _{1 dyn.}	1514 N	F _{1 dyn.}	2765 N
F _{2 stat.}	2160 N	F _{2 stat.}	3286 N	F _{2 stat.}	5065 N
F _{2 dyn.}	4000 N	F _{2 dyn.}	1773 N	F _{2 dyn.}	3238 N
M _{x stat.}	-	M _{x stat.}	--	M _{x stat.}	-
M _{x stat.}	194.4 Nm	M _{x stat.}	104.7 Nm	M _{x stat.}	113.4 Nm
M _{y stat.}	97.2 Nm	M _{y stat.}	122.6 Nm	M _{y stat.}	132.8 Nm
M _{x dyn.}	-	M _{x dyn.}	--	M _{x dyn.}	-
M _{x dyn.}	175.3 Nm	M _{x dyn.}	56.4 Nm	M _{x dyn.}	72.4 Nm
M _{y dyn.}	180.0 Nm	M _{y dyn.}	66.1 Nm	M _{y dyn.}	84.8 Nm

Deflection



Dimensioned Drawings

