MLF 3 Linear Guide Rail

Features

- W 115 x H 25,5 mm
- 2 precision steel shafts Ø 8
- Especially stiff against torsion
- Aluminum shaft seat profile, nature anodized
- Attachment from the top by means of through-holes for M6 in a 100 mm raster
- Conditionally cantilevered
- Arbitrary Guide Rail length
- Weight: 3.22 kg/m
- **Option:** stainless version



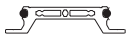

with Roller Carriage **LW 7**

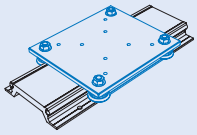

- L 175 x W 150 x H 7.7 mm
- Polished steel plate
- 4 rollers Ø 31, for-live lubrication
- Play-free adjustable
- Weight: 2.03 kg

with Aluminum Bearing Carriage **WS 3**

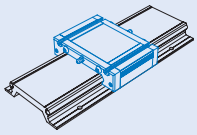

- L 96 x W 130 x H 32 mm
- Milled clamping surface
- M6 T-Grooves
- Central lubrication
- Play-free adjustable
- Weight: 0.50 kg
- **Option:** stainless version

Load Data

$$F_r(\alpha) = \frac{F_2}{\cos\alpha}$$

$$F_r(\alpha) = \frac{F_1}{\sin\alpha}$$

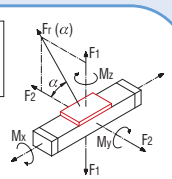

Roller Carriage LW 7	
C_0	2160 N
C	4000 N
F_1 stat.	4320 N
F_1 dyn.	3792 N
F_2 stat.	2160 N
F_2 dyn.	4000 N
M_x stat.	246.8 Nm
M_y stat.	302.4 Nm
M_z stat.	151.2 Nm
M_x dyn.	216.7 Nm
M_y dyn.	265.4 Nm
M_z dyn.	280.0 Nm

Bearing Carriage WS 3	
C_0	3141 N
C	1879 N
F_1 stat.	2682 N
F_1 dyn.	1604 N
F_2 stat.	3141 N
F_2 dyn.	1879 N
M_x stat.	115.7 Nm
M_y stat.	105.3 Nm
M_z stat.	123.3 Nm
M_x dyn.	69.2 Nm
M_y dyn.	62.9 Nm
M_z dyn.	73.7 Nm

Deflection

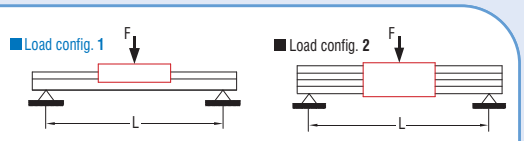

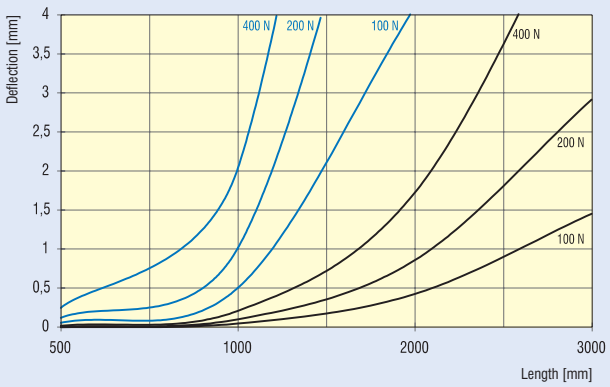

Dimensioned Drawings
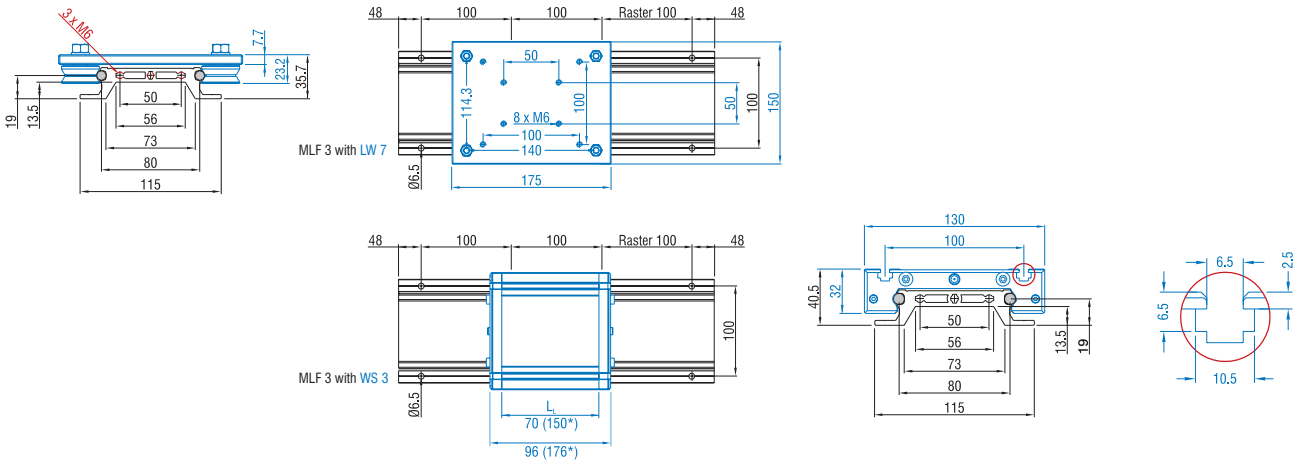
* = available upon request